

TUNE  
IN

TALK  
MORE

TAKE  
TURNS

ANY TIME IS 3Ts TIME

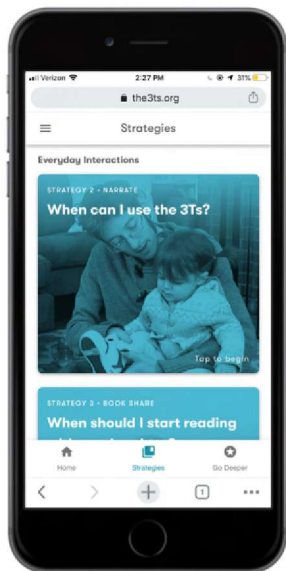
Digital Resource Guide  
English

# Table of Contents

1. The3Ts.org and Email Introduction
2. Other Ways to Engage with *Any Time is 3Ts Time*
3. Sample Social Media Posts
  - *Any Time is 3Ts Time*
  - The3Ts.org
  - 3Ts Tips and Videos
4. PDF Downloadables
5. 3Ts Photo Activities

# The3Ts.org

## What is the3Ts.org? How can it support families?



**The3Ts.org**, available for free on any phone or computer in English and Spanish\*, builds actionable skills that parents can use to promote brain development in children, birth to 3.

Parents are guided through video-based lessons that share the science of early brain development, teach 3Ts strategies, and show parents using the 3Ts in everyday settings. The accessible tips, developed by the TMW Center from their interventions, have been shown to help parents enrich children’s early language environments and are a great pathway into deeper engagement with other early learning resources.

## How can the3Ts.org support a partner organization’s work?

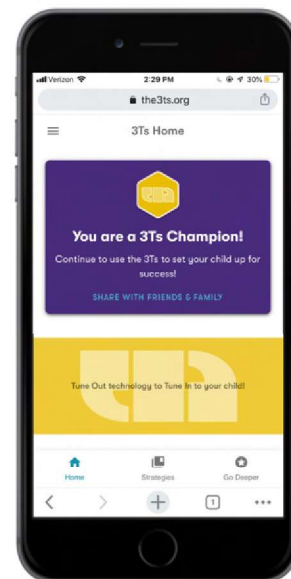
For partners, the3Ts.org supports parents, enables insight into knowledge change, and promotes meaningful community-partner involvement.

After a partner registers on the Partner Portal, the name of the partner organization will appear for local parents to select as their affiliated organization when signing up for the3Ts.org.

As parents use the3Ts.org, their learning lays the groundwork for engagement with the partner’s complementary efforts.

After completing all strategy lessons, parents will see their “3Ts Champion” status in the3Ts.org. They may show this to a staff member at the partner organization and receive a 3Ts collateral giveaway, and will now have a shared language for interactions across their 3Ts community.

Reports can be sent to partners who introduce parents to the3Ts.org. Select partners may also be featured in 3Ts content for local parents.



\*In Spanish, the 3Ts become the 3Cs. Currently, parents can select either Spanish or English when signing up at the3Ts.org or las3Cs.org.

# The3Ts.org Email Introduction

**Copy and paste this sample email to easily share the3Ts.org with the parents you serve:**

Dear [Your Audience],

We hope you and your family are doing well. We're reaching out to share a new resource that may be useful as you look for ways to support your child's early learning: [the3Ts.org](https://the3ts.org), available on any phone or computer. This free website develops skills you can use to build your child's brain as you go about your new and old daily routines.

What are the **3Ts**?

**Tune In** - Be in the moment with your child.

**Talk More** - Use a wide variety of words.

**Take Turns** - Engage your child in conversation.

Playtime, mealtime, bath time, any time you use the **3Ts**, every word you say builds your child's brain and shapes their future.

This resource shares easy-to-remember strategies and features videos of parents using the **3Ts** in everyday situations. Even if you have just a few minutes, it can give you new and helpful tips and tools.

Now more than ever, your talk and interaction are key to supporting your child's healthy development. We encourage you to sign up at [the3Ts.org](https://the3ts.org), and we'd love to hear about how you're using the **3Ts** with your children!

If you have questions or would like extra support as you go through the tool, the [Your Organization Name] community is here for you.

[Your Sign Off]

[Insert Organization Logo]

# Other Ways to Engage with Any Time is 3Ts Time

## Staff Training

Invite staff members to complete the [online training](#) to become **3Ts Ambassadors**.

Becoming a **3Ts Ambassador** means developing the expertise to meaningfully engage with parents around the science of foundational brain development and how they can **Tune In**, **Talk More**, and **Take Turns** with their young children to set them up for success.

This is a great way to prepare for in-person engagement whenever circumstances allow!

## Host a Virtual 3Ts Event

Share a presentation about 3Ts strategies and the *Any Time is 3Ts Time* campaign with staff members and parents. Decks include educational information and engaging videos, along with presenter notes to support both virtual and in-person implementation. To download the presentations, visit the Digital Outreach Resources section at [partners.the3Ts.org/collateral](https://partners.the3Ts.org/collateral).

## Other Communication Resources

[Partners.the3Ts.org/collateral](https://partners.the3Ts.org/collateral) contains a variety of other digital resources to support your campaign outreach including overview videos of *Any Time is 3Ts Time* and the3Ts.org, a communication media kit, 3Ts themed virtual backgrounds for your next video call, and more!

# Sample Social Media Posts

**Any Time is 3Ts Time** - These posts introduce your families to *Any Time is 3Ts Time* and include examples of how parents can incorporate the 3Ts into their everyday routines.

	Facebook/Instagram/Email	X (Twitter) (280 chars. or less)
<b>We're a 3Ts Partner!</b>	<p>[Organization Name] is partnering with the TMW Center for Early Learning + Public Health to launch the <i>Any Time is 3Ts Time</i> campaign!</p> <p>As part of this campaign, we will be sharing free, digital resources for parents of children ages 0-3 to help them best support their children's early brain development.</p> <p>To learn more, sign up for more free tips and tools at the3Ts.org.</p>	<p>[Organization Name] is partnering with the @TMWCenter to launch the <i>Any Time is 3Ts Time</i> campaign! As part of this campaign, we'll be sharing free digital resources for parents of children ages 0-3. To learn more, sign up for more tips and tools at the3Ts.org</p>
<b>3Ts Intro</b>	<p>Did you know...every word you say builds your child's brain!</p> <p>Research shows that children do better in school when their parents talk and interact with them from birth. That's why we're launching the <i>Any Time is 3Ts Time</i> campaign. Make the most of the time you're spending with your child by using the 3Ts.</p> <p>Tune In: Be in the moment. Talk More: Use a wide variety of words. Take Turns: Engage your child in conversation.</p> <p>To learn more about the 3Ts, sign up at the3Ts.org. It's free!</p>	<p>Did you know...research shows that children do better in school when their parents talk and interact with them from birth. That's why we're launching the <i>Any Time is 3Ts Time</i> campaign at [Organization Name]! Learn more about the 3Ts and sign up for tips and tools at the3Ts.org</p>
<b>Bath Time</b>	<p>Build your child's brain at bath time! During your child's next bath, talk about the tiny bubbles, wet baby, floating duck, or slippery soap!</p> <p>Use the 3Ts: Tune In to what your child is focused on. Talk More about it, using a wide variety of words. Take Turns to keep the conversation going.</p> <p>To learn more about the 3Ts, sign up at the3Ts.org. It's free! #AnyTimels3TsTime <a href="https://tmw-center.wistia.com/medias/05iipgn6hz">https://tmw-center.wistia.com/medias/05iipgn6hz</a></p>	<p>Build your child's brain at bath time! During your child's next bath, talk about the tiny bubbles, wet baby, floating duck, or slippery soap! Remember to Tune In, Talk More, and Take Turns because #AnyTimels3TsTime! Learn more at the3Ts.org. <a href="https://tmw-center.wistia.com/medias/05iipgn6hz">https://tmw-center.wistia.com/medias/05iipgn6hz</a></p>

<p><b>At Home</b></p>	<p>Spending time at home is a great opportunity to build your child’s brain. Use the 3Ts with your child to have a big impact on small moments.</p> <p>Tune In to what your child is focused on. Talk More about it, using a wide variety of words. Take Turns to keep the conversation going.</p> <p>Learn more at the3Ts.org #AnyTimels3TsTime  <a href="https://tmw-center.wistia.com/medias/1rzuemc5xv">https://tmw-center.wistia.com/medias/1rzuemc5xv</a></p>	<p>Spending time at home is a great opportunity to build your child’s brain. Tune In, Talk More, and Take Turns with your child and use small moments to make a big impact. Learn more at the3Ts.org! #AnyTimels3TsTime  <a href="https://tmw-center.wistia.com/medias/1rzuemc5xv">https://tmw-center.wistia.com/medias/1rzuemc5xv</a></p>
<p><b>Playtime</b></p>	<p>Build your child’s brain at playtime! During playtime, talk about the tall tower, noisy truck, sleeping dolly, or silly song!</p> <p>Use the 3Ts: Tune In to what your child is focused on. Talk More about it, using a wide variety of words. Take Turns to keep the conversation going.</p> <p>Learn how to make the most of playtime by using the 3Ts at the3Ts.org. #AnyTimels3TsTime  <a href="https://tmw-center.wistia.com/medias/rmnrpfxeg">https://tmw-center.wistia.com/medias/rmnrpfxeg</a></p>	<p>Build your child’s brain at playtime! Talk about the tall tower, noisy truck, sleeping dolly, or sing a song! Tune In, Talk More, and Take Turns to make playtime a brain-building experience. Learn more at the3Ts.org. #AnyTimels3TsTime  <a href="https://tmw-center.wistia.com/medias/rmnrpfxeg">https://tmw-center.wistia.com/medias/rmnrpfxeg</a></p>
<p><b>Snack Time</b></p>	<p>Snack time is 3Ts time! During your next snack time, talk about the crunchy apple, orange crackers, 2 cookies, or leafy broccoli!</p> <p>Use the 3Ts: Tune In to what your child is focused on. Talk More about it, using a wide variety of words. Take Turns to keep the conversation going.</p> <p>Learn how to make the most of snack time by using the 3Ts at the3Ts.org. #AnyTimels3TsTime  <a href="https://tmw-center.wistia.com/medias/9bz2z50ooj">https://tmw-center.wistia.com/medias/9bz2z50ooj</a></p>	<p>Snack time is 3Ts time! Talk about the crunchy apple, orange crackers, sweet cookies, or leafy broccoli! Tune In, Talk More, and Take Turns to build your child’s brain at any time of the day. Learn more at the3Ts.org. #AnyTimels3TsTime  <a href="https://tmw-center.wistia.com/medias/9bz2z50ooj">https://tmw-center.wistia.com/medias/9bz2z50ooj</a></p>
<p><b>Diaper Change</b></p>	<p>Build your child’s brain during a diaper change. Don’t just do it, talk your child through it! The next time you change your child’s diaper, use the 3Ts to narrate a play-by-play of what you’re doing, as you do it:</p> <p>Tune In to what your child is focused on. Talk More about it, using a wide variety of words. Take Turns to have a conversation with your child.</p> <p>Learn how to make the most of your time together by using the 3Ts at the3Ts.org. #AnyTimels3TsTime  <a href="https://tmw-center.wistia.com/medias/wepfvvha3g">https://tmw-center.wistia.com/medias/wepfvvha3g</a></p>	<p>Don’t just do it, talk your child through it! When you change your child’s diaper, use the 3Ts to narrate a play-by-play of what you’re doing, as you do it, to build your child’s brain. Learn more at the3Ts.org #AnyTimels3TsTime  <a href="https://tmw-center.wistia.com/medias/wepfvvha3g">https://tmw-center.wistia.com/medias/wepfvvha3g</a></p>

**the3Ts.org** - These sample social media posts can help you promote the3Ts.org to your families.

Facebook/Instagram/Email	X (Twitter) (280 chars. or less)
<p>Did you know your talk and interaction are your most powerful tools for building your child’s brain? You don’t need special tools or activities, just conversation! Learn how to make the most of your time together by using the 3Ts at the3Ts.org. #AnyTimels3TsTime</p>	<p>Did you know your talk and interaction are your most powerful tools for building your child’s brain? You don’t need special tools or activities, just conversation! Learn how to make the most of your time together by using the 3Ts at the3Ts.org. #AnyTimels3TsTime</p>
<p>Did you know that you have the power to build your child’s brain and set them up for success? How? Just by talking and interacting with them. Learn how to make the most of your time together by using the 3Ts at the3Ts.org. #AnyTimels3TsTime</p>	<p>Did you know that you have the power to build your child’s brain and set them up for success? How? Just by talking and interacting with them. Learn how to make the most of your time together by using the 3Ts at the3Ts.org. #AnyTimels3TsTime</p>
<p>You are your child’s first and most important teacher. You don’t need worksheets, flashcards, or special training. You lay the foundation for your child’s academic success just by talking and interacting with them. Learn how to make the most of your time together by using the 3Ts at the3Ts.org. #AnyTimels3TsTime</p>	<p>You are your child’s first and most important teacher. You don’t need worksheets, flashcards, or special training. You lay the foundation for your child’s success just by talking and interacting with them. Learn how at the3Ts.org. #AnyTimels3TsTime</p>
<p>With a little one around, extra time is hard to find, but your daily routines are full of opportunities to build your child’s brain! Just by talking and interacting with them, you prepare your child for success. It doesn’t take extra time or special activities, just conversation! Learn how to make the most of your time together by using the 3Ts at the3Ts.org. #AnyTimels3TsTime</p>	<p>With a little one around, extra time is hard to find, but your daily routines are full of opportunities to build your child’s brain! Just by talking and interacting with them, you prepare your child for success. Learn more at the3Ts.org. #AnyTimels3TsTime</p>
<p>Make the most of today at bedtime, bath time, mealtime or any time with the 3Ts: Tune In, Talk More, and Take Turns. Just by talking and interacting with your child, you build their brain and prepare them for success. Learn more at the3Ts.org. #AnyTimels3TsTime</p>	<p>Make the most of today at bedtime, bath time, mealtime or any time with the 3Ts: Tune In, Talk More, and Take Turns. Just by talking and interacting with your child, you build their brain and prepare them for success. Learn more at the3Ts.org. #AnyTimels3TsTime</p>



**3Ts Tips** - These posts show parents easy-to-use ways to practice the 3Ts strategies from the3Ts.org with their children. Each post links to a video example of a parent using that strategy.

	Facebook/Instagram/Email	X (Twitter) (280 chars. or less)
<b>The 3Ts</b>	Use the 3Ts to have a big impact on small moments. This simple yet powerful approach makes the most of every interaction so you can build the strongest brain possible for your child. It doesn't take extra time, expensive materials, or special training. Just have a conversation! To learn more, visit the3Ts.org. #TuneIn #TalkMore #TakeTurns <a href="https://tmw-center.wistia.com/medias/2hhvtxmo9i">https://tmw-center.wistia.com/medias/2hhvtxmo9i</a>	Use the 3Ts to make a big impact on small moments and make the most of every interaction to build the strongest brain possible for your child. It doesn't take extra time or special materials, just conversation! Learn more at the3Ts.org. <a href="https://tmw-center.wistia.com/medias/2hhvtxmo9i">https://tmw-center.wistia.com/medias/2hhvtxmo9i</a>
<b>Narrate</b>	3Ts Tip: Coming up with things to talk about with a very young child can be difficult. A great place to start is to use the 3Ts to Narrate your daily routines. Don't just do it, talk your child through it! Watch how this mom does it. For more 3Ts tips, sign up at the3Ts.org. It's free! #TuneIn #TalkMore #TakeTurns <a href="https://tmw-center.wistia.com/medias/k8ltefat2o">https://tmw-center.wistia.com/medias/k8ltefat2o</a>	3Ts Tip: Coming up with things to talk about with a very young child can be difficult. A great place to start is to use the 3Ts to Narrate your daily routines. Don't just do it, talk your child through it! Learn more at the3Ts.org. <a href="https://tmw-center.wistia.com/medias/k8ltefat2o">https://tmw-center.wistia.com/medias/k8ltefat2o</a>
<b>Math Talk</b>	3Ts Tip: You can build your child's math foundation from birth with Math Talk. Math Talk means incorporating math concepts like counting, shapes, sizes, and patterns into your everyday interactions. Let's watch how this mom uses Math Talk with her child. For more 3Ts tips, sign up at the3Ts.org. It's free! #TuneIn #TalkMore #TakeTurns <a href="https://tmw-center.wistia.com/medias/izclegisj0">https://tmw-center.wistia.com/medias/izclegisj0</a>	3Ts Tip: You can build your child's math foundation from birth with Math Talk by incorporating math concepts like counting, shapes, sizes, and patterns into your everyday interactions. Sign up for more free tips and tools at the3Ts.org! <a href="https://tmw-center.wistia.com/medias/izclegisj0">https://tmw-center.wistia.com/medias/izclegisj0</a>
<b>Book Share</b>	3Ts Tip: Is reading with your child a challenge? Try to Book Share instead! Open a book and have a conversation using the 3Ts. Describe the pictures, talk about how the characters might be feeling, or predict what you think will happen next. Let's watch Dad Book Share with his son. For more 3Ts tips, visit the3Ts.org. It's free! #TuneIn #TalkMore #TakeTurns <a href="https://tmw-center.wistia.com/medias/fqlcdihtq8">https://tmw-center.wistia.com/medias/fqlcdihtq8</a>	3Ts Tip: Is reading with your child a challenge? Try Book Sharing instead! Open a book and have a conversation with the 3Ts. Describe the pictures, discuss how the characters are feeling, or predict what happens next. Learn more at the3Ts.org. <a href="https://tmw-center.wistia.com/medias/fqlcdihtq8">https://tmw-center.wistia.com/medias/fqlcdihtq8</a>

<b>Explain</b>	<p>3Ts Tip: Your child wasn't born knowing how to behave. When you use the 3Ts to Explain what you want your child to do and why, you teach your child what good behavior looks like, and build their brain at the same time. Let's watch how Mom does it. For more 3Ts tips, sign up at the3Ts.org. It's free! #TuneIn #TalkMore #TakeTurns  <a href="https://tmw-center.wistia.com/medias/makuqa7sno">https://tmw-center.wistia.com/medias/makuqa7sno</a></p>	<p>3Ts Tip: Your child wasn't born knowing how to behave. When you use the 3Ts to Explain what you want your child to do and why, you teach your child what good behavior looks like, and build their brain too! Learn more at the3Ts.org.  <a href="https://tmw-center.wistia.com/medias/makuqa7sno">https://tmw-center.wistia.com/medias/makuqa7sno</a></p>
<b>Catch Your Child Being Good</b>	<p>3Ts Tip: Catch Your Child Being Good! Use the 3Ts to praise your child's good behavior like trying hard or playing nicely. The more specific you are with your praise, the more likely your child will be to repeat that behavior in the future. Watch how this dad does it. For more 3Ts tips, visit the3Ts.org. It's free! #TuneIn #TalkMore #TakeTurns  <a href="https://tmw-center.wistia.com/medias/2ev24olja8">https://tmw-center.wistia.com/medias/2ev24olja8</a></p>	<p>3Ts Tip: Catch Your Child Being Good! Use the 3Ts to praise good behavior like trying hard. The more specific you are with your praise, the more likely your child will be to repeat the behavior. Learn more at the3Ts.org.  <a href="https://tmw-center.wistia.com/medias/2ev24olja8">https://tmw-center.wistia.com/medias/2ev24olja8</a></p>
<b>Tech- nology</b>	<p>DYK: Video chats are a great way to use technology with your little one. They'll love seeing a familiar face, and the real-time conversation will build their brain. Let's watch how this dad, grandma, and grandpa make screen time interactive and entertaining. For more 3Ts tips, sign up at the3Ts.org. It's free! #TuneIn #TalkMore #TakeTurns  <a href="https://tmw-center.wistia.com/medias/6i1ap95sa1">https://tmw-center.wistia.com/medias/6i1ap95sa1</a></p>	<p>DYK: Video chats are a great way to use technology with your little one. They'll love seeing a familiar face, and the real-time conversation will build their brain. To learn more, sign up for free tips and tools at the3Ts.org!  <a href="https://tmw-center.wistia.com/medias/6i1ap95sa1">https://tmw-center.wistia.com/medias/6i1ap95sa1</a></p>

For more videos, graphics, and logos, visit <http://bit.ly/TMWDropbox> or <http://bit.ly/TMWWistia2> (videos only)

# PDF Downloadables

These brief yet informative PDF resources provide parents with easy-to-use ways to support their children's foundational brain development by using the 3Ts. They are divided into two categories: "3Ts by Age" and "3Ts Strategies."

Click on the links below to download the corresponding resources and share them with your families.

## 3Ts By Age

### Infants + the 3Ts

#### Every word you say builds your baby's brain!

Research shows that children do better in school when their parents talk and interact with them from birth. Make the most of your time together by using the 3Ts.

- Be in the moment.** Look for clues about what your baby is communicating.
- Use a wide variety of words.**
- Engage your baby in conversation.**

When you use all 3Ts at once, you build the strongest possible brain for your child.

For more tips and tools, visit [the3Ts.org](http://the3Ts.org)

## Infants + the 3Ts

### Start now. Here's how!

#### Tune In

- Respond to your baby's cries and other cues by telling them what you think they're communicating.
- Notice what catches your baby's attention, and talk about it.
  - "It sounds like you're tired. You must be ready for a nap."
  - "Are you looking at the cat? You're watching her eat her dinner just like we do."

#### Talk More

- Talk, read, or sing with your baby - they love to hear your voice.
- During tummy time, describe what your child reaches for using rich language such as color, texture, or Math Talk about numbers, shapes, and sizes.
- Narrate daily routines like diaper changes or mealtime by talking your baby through what you're doing, as you do it.
  - "You grabbed your round yellow ball. You like how it's squishy in your mouth don't you?"
  - "I know, you don't like it when I change your diaper, but I'm almost done. I'm putting the cream on now. Here comes the new diaper. We'll fasten the right side, now the left. All done!"

#### Take Turns

- Respond to your child's sounds and gestures as though they are words in the conversation.
- Repeat the sounds your child makes to encourage them to respond.
  - "You're smiling! You like it when mom bounces you like that don't you?"
  - "No, you don't like that? I'm sorry, I'm almost done wiping your face."

For more tips and tools, visit [the3Ts.org](http://the3Ts.org)

### Toddlers + the 3Ts

#### Every word you say builds your toddler's brain!

Research shows that children do better in school when their parents talk and interact with them from birth. Make the most of your time together by using the 3Ts.

- Be in the moment.** Respond to what you think your toddler is communicating.
- Use a wide variety of words.**
- Engage your child in conversation.**

When you use all 3Ts at once, you build the strongest possible brain for your child.

For more tips and tools, visit [the3Ts.org](http://the3Ts.org)

## Toddlers + the 3Ts

### Start now. Here's how!

#### Tune In

- Listen to your child - they may communicate through words, sounds, or gestures.
- Notice what catches your child's attention, and talk about it.
  - "Oh you want to wear the dinosaur shirt today? The dino is big and strong just like you!"
  - "I hear you getting today. Are you feeling hungry?"

#### Talk More

- Talk, read, or sing with your child - let your child take the lead! You don't need to flip through the pages in order or sing the words just right for your child to learn.
- During play time, describe the colors and textures of their toys, or Math Talk about the numbers, size, or shape of them.
- Narrate daily routines like getting dressed by talking your child through what you're doing, as you do it.
  - "Let's put your right arm in the sleeve, now your left arm. Good! Now it's time to zip you up!"
  - "What a tall tower you're building! I see one, two, three blocks. Slow, it's three blocks tall!"

#### Take Turns

- Ask questions and wait for your child to respond, whether with words or otherwise.
- Respond to your child's words and gestures as though they are turns in the conversation.
  - "It's a little cold today, what do you think we should do before we go outside?"
  - "You're reaching for the crackers, do you want more to eat?"

For more tips and tools, visit [the3Ts.org](http://the3Ts.org)

### 2-3 Year Olds + the 3Ts

#### Every word you say builds your child's brain!

Research shows that children do better in school when their parents talk and interact with them from birth. Make the most of your time together by using the 3Ts.

- Be in the moment.** Respond to what your child is communicating.
- Use a wide variety of words.**
- Engage your child in conversation.**

When you use all 3Ts at once, you build the strongest possible brain for your child.

For more tips and tools, visit [the3Ts.org](http://the3Ts.org)

## 2-3 Year Olds + the 3Ts

### Start now. Here's how!

#### Tune In

- Listen to your child - they may communicate through words, sounds, or gestures.
- Notice what catches your child's attention, and talk about it.
  - "Look at that tower you're building! You're stacking the blocks so carefully!"
  - "You asked for water. Are you feeling thirsty?"

#### Talk More

- Talk, read, or sing with your child - let your child take the lead! You don't need to flip through the pages in order or sing the words just right for your child to learn.
- During play time, describe the colors and textures of their toys, or Math Talk about the number, size, or shape of them.
- Narrate daily routines like getting dressed by talking your child through what they're doing, as they do it.
  - "Your red truck is bigger than my yellow truck. I have the little truck!"
  - "Look at you picking out your clothes by yourself! You chose your shirt, and your pants. Now don't forget socks!"

#### Take Turns

- Ask questions and wait for your child to respond, whether with words or otherwise.
- Pause after asking questions to give your child one to respond.
- Respond to your child to keep the conversation going.
  - "What do we do when we're done with our snacks? You're right, we wash our hands!"
  - "Yes, we can go outside to play! Which toy do you want to bring?"

For more tips and tools, visit [the3Ts.org](http://the3Ts.org)

# 3Ts Strategies

## Behavior Stoplight + the 3Ts

**Think of the behavior part of the brain as a stoplight.**

The green light tell us to 'go, go, go!' and act on wants and impulses.  
The red light tells us to 'stop and think' and control our behavior.



As adults, we use our red lights all the time to make good choices.  
However, your child's stoplight is still developing. The behavior part of the brain isn't fully developed until the early 20s.

**Your child needs you to help them learn to control their behavior.**

How? *Explain to build your child's brain.*

Instead of telling your child "no," **Explain** what you want them to do and **why**.

For more tips and tools, visit [the3Ts.org](http://the3Ts.org)

## Behavior Stoplight + the 3Ts

**Use the 3Ts to Explain**



**Tune In** to your child's behavior.

**Talk More** about what you want your child to do and why.

**Take Turns** listening and responding, to make sure your child understands.

Be consistent when you **Explain** good behavior. It takes time for your child to learn self-control. It won't happen overnight, but with consistency and patience, you'll start to see results.

- "Please go down the slide feet first so we don't bump our head and get hurt."
- "Use your quiet voice while your baby sister naps so you don't wake her up."
- "Hold the cup with two hands so you don't spill."

When you **Explain**, it's important to **Tune In** to your tone of voice. If your tone is angry or loud, your child will think that's an appropriate way to respond. If you stay calm, he'll learn how to control his emotions.

For more tips and tools, visit [the3Ts.org](http://the3Ts.org)

## Behavior Stoplight + the 3Ts

## Book Sharing + the 3Ts

Reading with a young child can be frustrating. But *sharing* a book can be much more fun, and just as good for your young child's brain!



**How do you Book Share?**  
Open a book and have a conversation!

**Use the 3Ts to Book Share**

**Tune In** to what catches your child's attention, and follow their lead. Let them hold the book, flip the pages, and even move on when they lose interest.

**Talk More** about whatever your child is focused on - this might be the words in the story, the pictures on the page, or how the book feels in their mouth.

**Take Turns** to engage your child in a rich, brain-building conversation.

For more tips and tools, visit [the3Ts.org](http://the3Ts.org)

## Book Sharing + the 3Ts

There's so much more to talk about than the words on the page!

- Describe the pictures
- Talk about what happened earlier in the story, or predict what might happen next.
- Discuss the characters' thoughts and feelings.

*"The characters went to the grocery store and now they're cooking dinner. I bet they're going to eat dinner soon."*

*"Look at the cute little baby polar bear. She's so much smaller than the big mama bear."*

*"Oh no she fell off her bike and scraped her knee. I think she's hurting. Ouch."*

Don't worry if your child loses interest quickly. This is normal for someone their age. Just put the book down and try again later.

**What's most important now is developing a love of books.**


For more tips and tools, visit [the3Ts.org](http://the3Ts.org)

## Book Sharing + the 3Ts

## Math Talk + the 3Ts

Early math skills lead to strong math and reading success. In fact, research has found that preschool math knowledge more strongly predicts future student achievement than early literacy skills do.

Incorporating math concepts into everyday conversations - what we call **Math Talk** - prepares your child for academic success.



**Math Talk isn't just about counting.**


**Math Talk about:**

- Shapes - square, circle, diamond
- Measurement - long, tall, tiny
- Positions and directions - over, behind, around
- Comparison - bigger, same, different

For more tips and tools, visit [the3Ts.org](http://the3Ts.org)

## Math Talk + the 3Ts

**Use the 3Ts to Math Talk**



**Tune In** to what catches your child's attention.

**Talk More** about it using Math Talk. Count it, describe its shape, size or position, or compare it to another nearby object.

**Take Turns** to keep the conversation going and develop your child's math skills.

*"I love the picture you're drawing! You used so many different shapes. The head is like a circle, and the arms are rectangles! What about the tree? Is it a triangle?"*

*"Let's put your shoes on! Mommy's shoes are much bigger than your shoes. Your shoes are small."*

*"Thank you for bringing me your blanket. Let's put it on top of the couch so it doesn't get dirty under the table on the floor."*

**Laying the foundation for your child's academic success doesn't take flashcards or number drills, just your talk and interaction!**

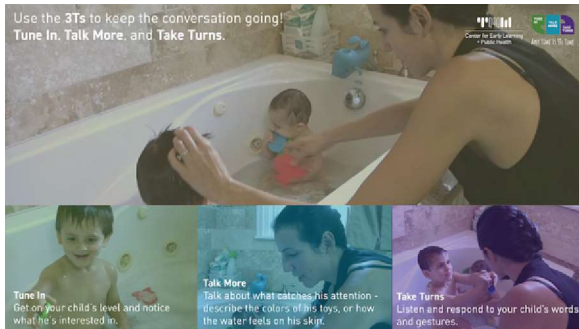
For more tips and tools, visit [the3Ts.org](http://the3Ts.org)

## Math Talk + the 3Ts

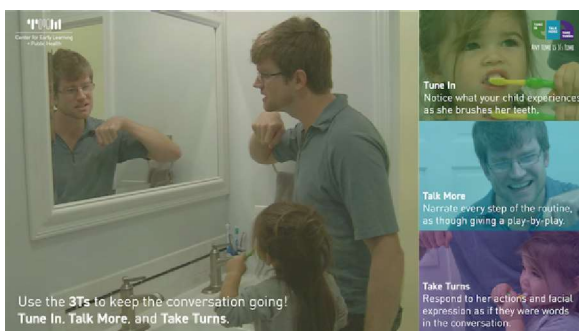
# 3Ts Photo Activities

The 3Ts are designed to be used anytime, anywhere, and these photo activities provide parents with ideas for how to incorporate the 3Ts into their everyday routines.


Click on the links to download the corresponding resources and share them with your families.



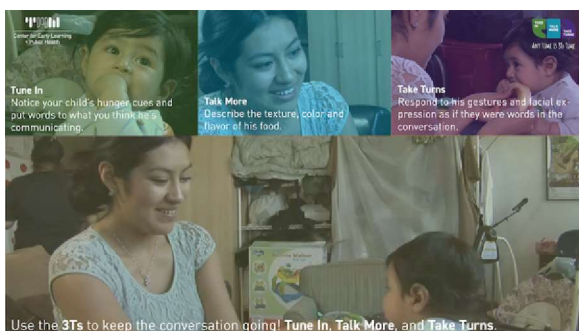
## Use the 3Ts at Bathtime



## Use the 3Ts While Brushing Teeth



## Use the 3Ts During a Diaper Change



## Use the 3Ts at Mealtime